

Scaled data based on original data using
LM-79-08 Approved Method: Electrical and Photometric Measurements of Solid-
State Lighting Products

Test Report Prepared for
Cooper Lighting Solutions
(formerly Eaton)

Brand: McGRAW-EDISON

Report Number: P385828

Luminaire Tested: **GWC-SA1B-830-U-SL4-HSS**

Issue Date: 3/3/2020

Test Information

Test Method: LM-79-08
Report Number: P385828
TEST IS SCALED FROM IESNA LM-79-08 TEST DATA (G2-1903-205-25)
Test Lab: INNOVATION CENTER
Issue Date: 3/3/2020
Manufacturer: COOPER LIGHTING SOLUTIONS (FORMERLY EATON)
Product Line: MCGRAW-EDISON
Catalog Number: GWC-SA1B-830-U-SL4-HSS
Description: GALLEON WALL LUMINAIRE
(1) 80 CRI, 3000K, 800mA LIGHTSQUARE WITH 16 LEDS AND TYPE IV SPILL LIGHT
ELIMINATOR OPTICS WITH HOUSE SIDE SHIELD
Light Source: -
Ballast/Driver: ELECTRONIC DRIVER

Summary

Lumens per Lamp: N/A
Luminaire Lumens: 3937 lumens
Efficiency: N/A
Efficacy: 89.5 lumens/watt
Luminous Opening: Rectangular (W 0.5' x L: 0.5' x H: 0')
IES Classification: Type IV - Short
BUG Rating: B1 - U0 - G1

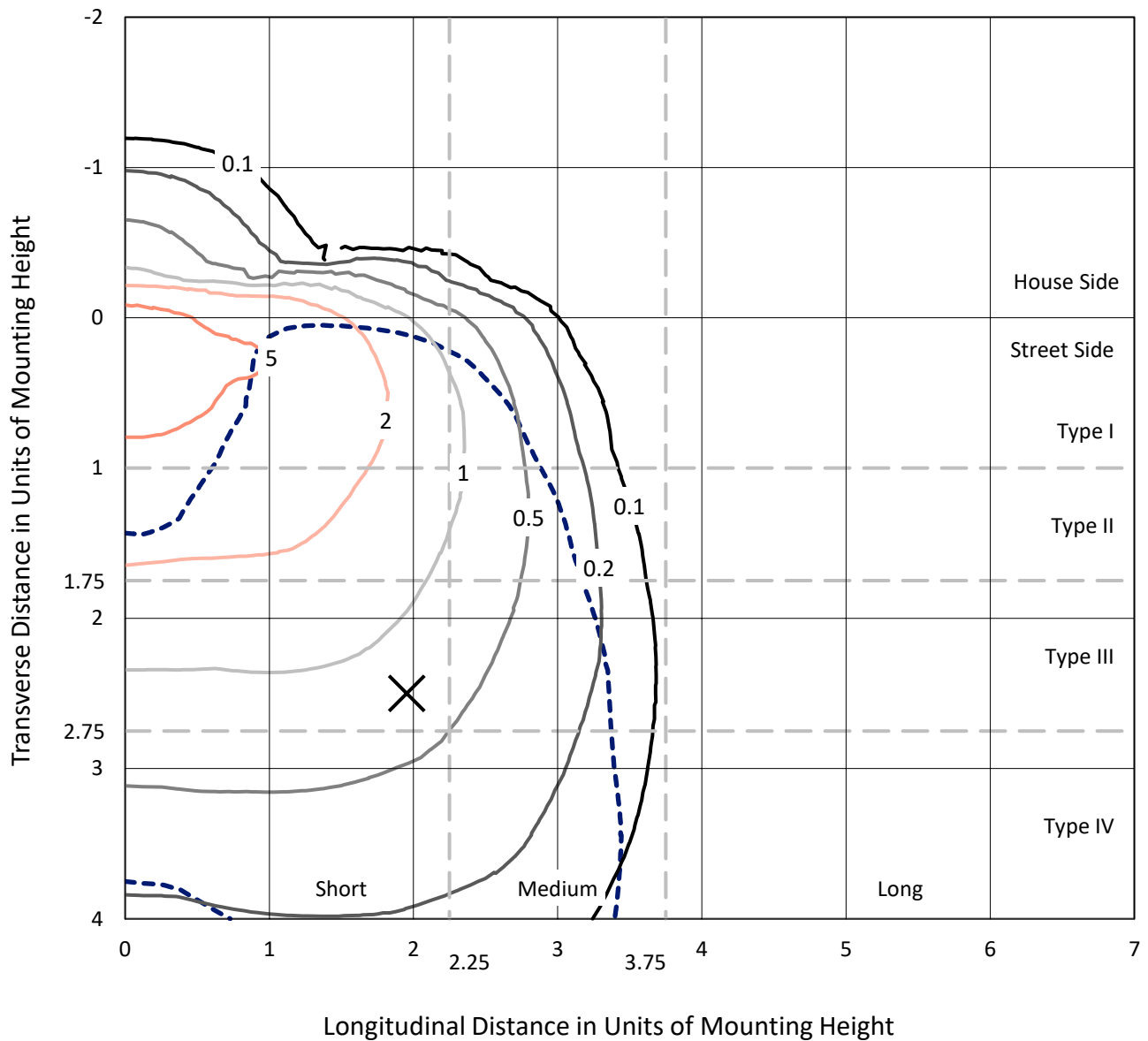
Input Watts (W): 44
Input Voltage (V): NR
Input Current (Ain): NR
Voltage Rise (V): NR
Power Factor: NR
Total Harmonic Distortion (THDi): NR
Frequency (hertz): 60
Stabilization Time: NR
Operation Time: NR
Ambient Temperature (°C): NR
Test Distance: 24 FT



REPORT NUMBER: P385828
 CATALOG NUMBER: GWC-SA1B-830-U-SL4-HSS

Iso-Footcandle Lines of Horizontal Illumination

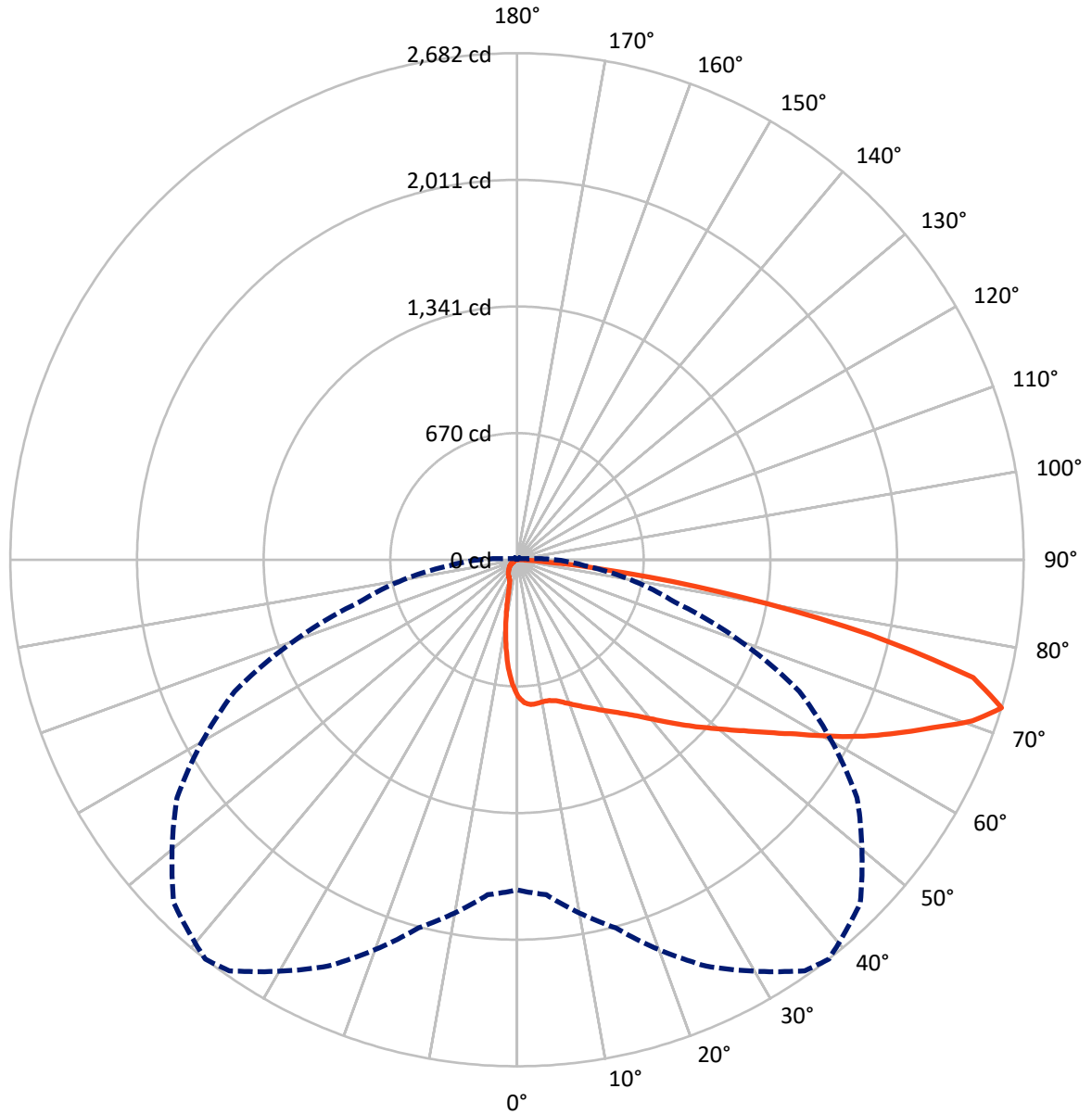
× Max cd
 - - - 1/2 Max cd



Based on 10 foot mounting height. Maximum calculated value = 7.6 fc
 Type IV - Short - N/A

REPORT NUMBER: P385828
CATALOG NUMBER: GWC-SA1B-830-U-SL4-HSS

Luminous Intensity Polar Plot



— Vertical Plane Through 38-Deg Lateral - - - Horizontal Cone Through 72.5-Deg Vertical



REPORT NUMBER: P385828

CATALOG NUMBER: GWC-SA1B-830-U-SL4-HSS

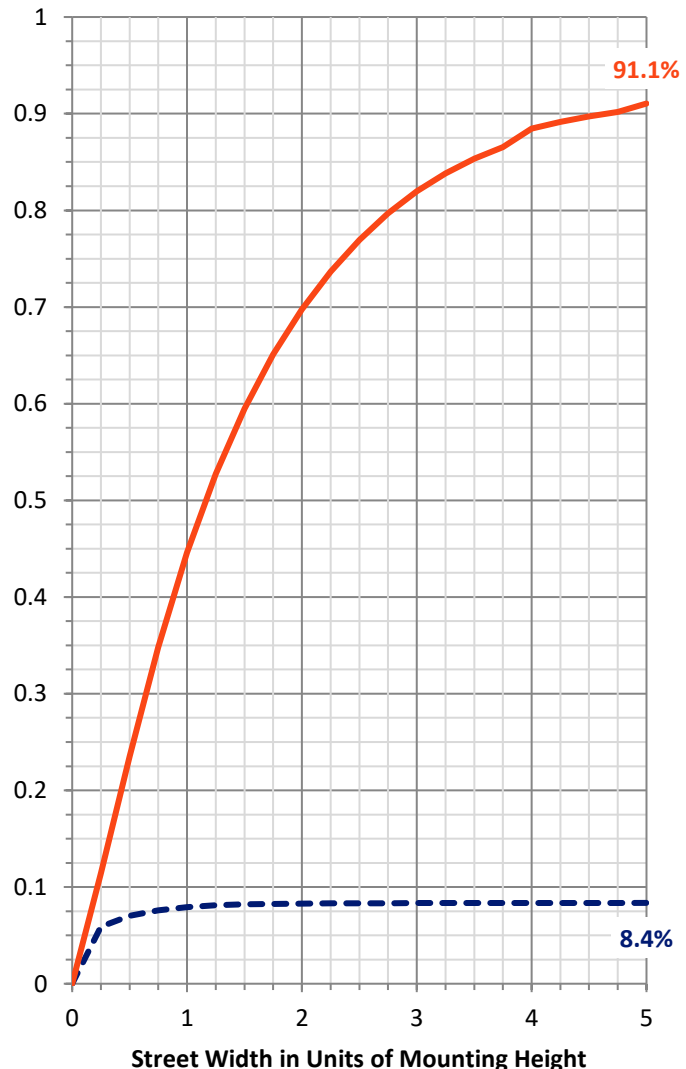
FLUX DISTRIBUTION:

		Downward	Upward	Total
House Side	Lumens	331.3	0.0	331.3
	% Fixture	8.4	0.0	8.4
Street Side	Lumens	3605.7	0.0	3605.7
	% Fixture	91.6	0.0	91.6
Total	Lumens	3937.0	0.0	3937.0
	% Fixture	100.0	0.0	100.0

Coefficient of Utilization

ZONAL LUMENS:

Zone	Lumens	% Fixture
0°-10°	61.7	1.6
10°-20°	150.9	3.8
20°-30°	240.0	6.1
30°-40°	360.7	9.2
40°-50°	550.3	14.0
50°-60°	777.8	19.8
60°-70°	975.6	24.8
70°-80°	729.5	18.5
80°-90°	90.5	2.3
90°-100°	0.0	0.0
100°-110°	0.0	0.0
110°-120°	0.0	0.0
120°-130°	0.0	0.0
130°-140°	0.0	0.0
140°-150°	0.0	0.0
150°-160°	0.0	0.0
160°-170°	0.0	0.0
170°-180°	0.0	0.0
0°-90°	3937.0	100.0
0°-180°	3937.0	100.0



REPORT NUMBER: P385828

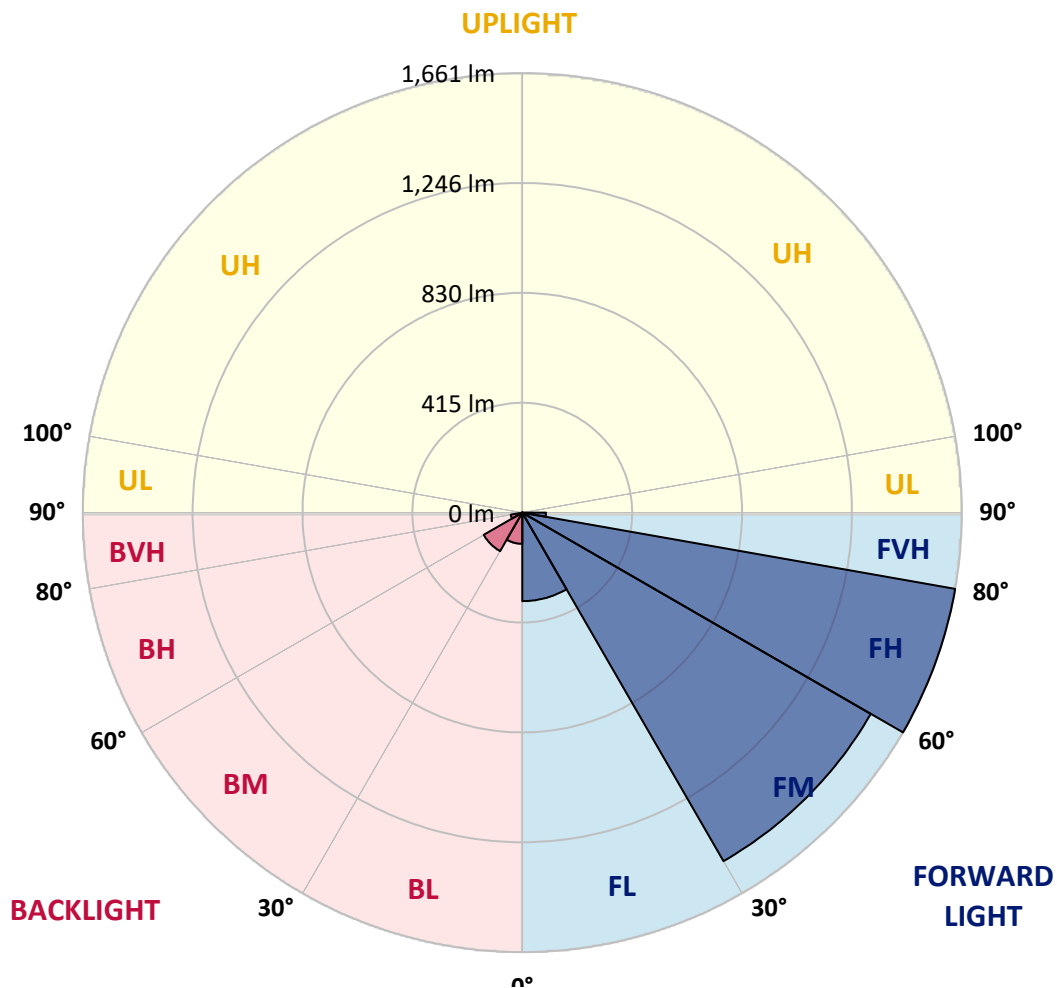
CATALOG NUMBER: GWC-SA1B-830-U-SL4-HSS

LUMINAIRE CLASSIFICATION SYSTEM LUMEN TABLE AND BUG RATING:

Zone	Lumens	% Fixture	Zone Rating/Lumen Limit		
			B	U	G
FL (0°-30°)	334.6	8.5			
FM (30°-60°)	1520.6	38.6			
FH (60°-80°)	1660.9	42.2			G1/1800
FVH (80°-90°)	89.6	2.3			G1/100
BL (0°-30°)	118.0	3.0	B1/500		
BM (30°-60°)	168.2	4.3	B0/220		
BH (60°-80°)	44.3	1.1	B0/110		G0/110
BVH (80°-90°)	0.8	0.0			G0/10
UL (90°-100°)	0.0	0.0		U0/0	
UH (100°-180°)	0.0	0.0		U0/0	

BUG Rating: B1-U0-G1

Type IV Short





REPORT NUMBER: P385828
 CATALOG NUMBER: GWC-SA1B-830-U-SL4-HSS

CANDELA DISTRIBUTION (FULL):

	0°	5°	15°	25°	35°	38°	45°	55°	65°	75°	85°
0°	724.0	724.0	724.0	724.0	724.0	724.0	724.0	724.0	724.0	724.0	724.0
2.5°	768.5	768.6	766.8	763.9	760.1	758.2	754.9	749.7	744.1	734.1	723.3
5°	784.2	784.2	781.9	778.0	771.9	770.1	763.9	755.6	744.1	727.9	709.8
7.5°	782.5	782.9	779.8	775.7	769.6	768.0	760.5	751.1	736.9	717.3	694.1
10°	774.0	774.9	772.4	770.4	764.9	763.1	756.0	746.7	732.5	711.6	684.9
12.5°	765.4	766.2	767.0	768.8	765.4	764.7	759.2	751.3	737.7	716.0	685.9
15°	759.8	761.4	767.3	774.4	775.2	774.5	770.9	763.6	749.8	727.3	692.9
17.5°	759.8	762.4	774.7	788.1	792.8	793.3	790.2	779.9	763.6	739.4	699.5
20°	766.2	769.8	788.9	807.9	815.7	815.7	809.7	795.3	776.2	750.3	703.9
22.5°	782.5	787.3	811.3	833.2	841.6	839.8	831.6	810.7	789.2	762.8	709.4
25°	814.7	818.3	843.4	865.4	870.5	866.4	856.1	829.3	805.9	779.6	719.6
27.5°	856.3	856.8	882.6	901.2	898.1	895.4	882.4	852.7	830.0	803.6	737.1
30°	901.9	901.9	924.6	938.8	929.4	927.1	914.2	881.0	860.7	836.3	761.9
32.5°	946.0	948.0	966.5	975.5	964.8	962.6	950.0	916.8	901.6	886.2	800.7
35°	988.7	990.2	1007.7	1012.6	1002.5	1003.1	994.1	966.0	960.3	958.3	859.1
37.5°	1030.1	1030.4	1048.2	1051.3	1046.3	1051.8	1052.6	1027.8	1038.4	1054.3	941.3
40°	1067.9	1068.2	1085.8	1093.9	1102.5	1109.7	1116.1	1102.8	1138.0	1174.8	1039.2
42.5°	1098.1	1101.5	1123.9	1139.1	1162.0	1175.8	1193.1	1192.4	1256.5	1311.8	1157.6
45°	1124.8	1130.6	1161.9	1188.5	1227.8	1249.7	1276.8	1298.1	1390.0	1464.4	1277.5
47.5°	1159.9	1165.5	1201.1	1244.8	1297.1	1325.9	1370.8	1416.8	1536.6	1614.1	1394.5
50°	1209.4	1207.0	1242.1	1304.8	1372.0	1409.7	1473.8	1542.7	1682.1	1744.6	1463.4
52.5°	1262.3	1261.3	1287.3	1370.0	1460.3	1504.4	1589.1	1672.8	1821.3	1834.5	1494.9
55°	1327.7	1320.6	1342.5	1444.4	1565.1	1612.5	1712.2	1801.7	1932.1	1885.2	1510.8
57.5°	1396.2	1384.6	1405.5	1527.3	1683.3	1739.4	1848.6	1927.2	2005.9	1919.9	1510.6
60°	1467.0	1453.2	1478.1	1631.0	1830.1	1895.0	1996.4	2012.1	2074.7	1937.4	1499.5
62.5°	1526.2	1518.0	1554.9	1741.8	1994.1	2057.9	2108.1	2089.3	2132.8	1950.9	1473.5
65°	1588.8	1589.3	1649.0	1871.2	2168.4	2211.4	2215.7	2189.3	2181.3	1948.2	1385.5
67.5°	1673.5	1681.3	1780.9	2046.8	2338.0	2371.2	2370.8	2297.7	2216.8	1837.6	1190.5
70°	1763.1	1781.6	1933.0	2247.7	2523.0	2556.7	2539.4	2366.7	2087.3	1485.9	842.5
72.5°	1748.0	1780.1	2017.5	2374.4	2656.0	2681.6	2569.0	2197.2	1649.8	863.6	358.7
75°	1348.6	1385.7	1849.9	2248.9	2516.5	2493.5	2207.3	1709.8	901.6	241.0	80.8
77.5°	712.4	732.2	1222.0	1713.2	1962.2	1914.0	1554.9	948.5	274.9	59.7	36.3
80°	373.1	377.7	532.5	972.0	1211.1	1211.4	921.5	416.6	113.3	30.6	24.4
82.5°	199.8	203.7	281.4	449.1	634.6	575.2	352.8	229.2	65.9	17.3	23.4
85°	48.1	48.9	159.6	205.2	249.5	178.2	104.8	192.4	17.8	10.1	19.0
87.5°	18.5	18.8	59.2	88.8	63.6	41.2	49.1	71.8	2.3	3.9	2.9
90°	0.0	0.0	0.0	0.0	0.0	0.0	0.0	0.0	0.0	0.0	0.0



REPORT NUMBER: P385828
 CATALOG NUMBER: GWC-SA1B-830-U-SL4-HSS

CANDELA DISTRIBUTION (continued):

	90°	95°	105°	115°	125°	135°	145°	155°	165°	175°	180°
0°	724.0	724.0	724.0	724.0	724.0	724.0	724.0	724.0	724.0	724.0	724.0
2.5°	716.8	712.6	702.1	688.8	677.1	668.6	655.8	647.5	641.9	641.8	639.6
5°	698.7	690.0	667.4	640.6	616.3	594.3	568.5	548.1	532.9	530.4	525.2
7.5°	679.2	665.0	630.3	588.5	547.6	506.0	457.8	427.9	402.2	390.0	388.7
10°	667.3	647.3	598.1	537.6	473.5	406.0	342.9	299.2	267.7	258.7	252.0
12.5°	664.8	638.5	573.2	489.9	398.3	309.0	239.2	192.8	167.6	159.6	157.5
15°	667.3	634.4	552.3	442.6	322.1	219.3	160.6	133.6	124.1	121.8	121.6
17.5°	668.7	629.5	528.6	390.1	248.2	156.6	123.0	115.1	113.6	113.5	113.8
20°	668.6	622.0	500.3	331.6	184.6	123.1	111.2	109.5	109.2	109.4	109.2
22.5°	667.4	613.1	469.3	271.3	139.5	110.0	106.1	105.1	105.0	105.0	105.0
25°	669.6	606.1	435.1	213.5	114.9	104.0	101.5	100.7	100.6	100.6	100.2
27.5°	677.2	602.2	397.6	164.3	103.8	98.6	96.6	96.5	96.0	95.8	96.1
30°	689.7	602.2	356.6	127.9	97.1	93.0	91.6	91.2	91.1	90.9	91.1
32.5°	711.6	606.8	311.8	106.3	90.7	86.8	85.8	86.3	85.8	85.8	85.8
35°	751.1	620.5	264.9	92.7	84.0	80.8	79.8	80.4	80.1	80.1	80.0
37.5°	808.9	646.0	217.6	84.5	78.2	74.7	73.4	74.4	74.1	74.1	73.9
40°	879.2	683.1	172.7	78.3	72.4	68.8	67.7	68.2	67.4	67.4	67.7
42.5°	966.0	730.2	133.4	72.3	66.7	63.3	62.6	62.1	60.7	59.8	60.0
45°	1062.5	779.3	104.0	66.4	61.3	58.5	57.6	56.2	53.8	52.2	52.3
47.5°	1148.6	817.0	84.5	60.7	56.4	54.3	52.8	50.4	46.8	44.8	45.0
50°	1193.9	822.8	71.9	54.9	51.8	49.7	47.6	43.8	39.6	37.4	37.3
52.5°	1205.5	795.9	62.6	49.7	47.3	44.8	42.0	37.0	32.2	29.9	29.6
55°	1209.8	755.1	54.3	44.8	42.3	39.6	36.0	30.2	25.8	23.5	23.4
57.5°	1195.7	694.1	47.7	40.4	37.4	34.0	29.6	24.2	19.9	18.1	18.1
60°	1164.5	611.5	42.7	35.6	32.4	28.4	23.9	18.8	14.9	13.4	13.4
62.5°	1102.2	504.6	37.9	30.7	27.6	23.5	19.3	14.2	10.5	9.6	9.8
65°	984.6	382.8	33.2	26.3	23.5	19.5	15.0	10.1	7.0	7.0	7.4
67.5°	803.0	265.9	28.3	22.4	20.3	15.9	11.4	7.0	4.9	5.6	6.2
70°	531.6	149.1	24.2	18.5	17.3	12.6	8.5	4.7	3.9	5.2	6.4
72.5°	200.6	58.0	20.3	14.9	15.0	9.6	6.0	3.6	3.6	5.7	7.5
75°	55.9	28.4	14.6	11.0	11.8	7.0	4.4	3.1	3.4	6.5	8.8
77.5°	32.9	20.9	9.5	6.4	8.0	4.9	2.9	2.5	2.9	5.6	8.5
80°	26.5	11.1	5.6	3.3	4.4	2.8	2.0	1.5	0.8	2.1	4.4
82.5°	26.5	6.7	2.6	2.3	2.3	1.5	1.0	0.7	0.2	0.0	1.1
85°	17.8	2.8	1.6	1.5	1.1	0.5	0.3	0.2	0.0	0.0	0.0
87.5°	2.9	1.1	0.7	0.3	0.2	0.0	0.0	0.0	0.0	0.0	0.0
90°	0.0	0.0	0.0	0.0	0.0	0.0	0.0	0.0	0.0	0.0	0.0

Signify Classified - Internal
Cooper Lighting Solutions Photometric Lab
1121 Highway 74 South
Peachtree City, GA 30269

Scaled Data Report



Report Generated By 670245982

Signify Classified - Internal
Cooper Lighting Solutions Photometric Lab
1121 Highway 74 South
Peachtree City, GA 30269

Scaled Data Report



Signify Classified - Internal
Cooper Lighting Solutions Photometric Lab
1121 Highway 74 South
Peachtree City, GA 30269

Scaled Data Report



Signify Classified - Internal
Cooper Lighting Solutions Photometric Lab
1121 Highway 74 South
Peachtree City, GA 30269

Scaled Data Report



Signify Classified - Internal
Cooper Lighting Solutions Photometric Lab
1121 Highway 74 South
Peachtree City, GA 30269

Scaled Data Report



--- HS — SS

Signify Classified - Internal
Cooper Lighting Solutions Photometric Lab
1121 Highway 74 South
Peachtree City, GA 30269

Scaled Data Report



u

Signify Classified - Internal
Cooper Lighting Solutions Photometric Lab
1121 Highway 74 South
Peachtree City, GA 30269

Scaled Data Report



Signify Classified - Internal
Cooper Lighting Solutions Photometric Lab
1121 Highway 74 South
Peachtree City, GA 30269

Scaled Data Report



(END OF REPORT)